
ARTICLE 7: SIGN REGULATIONS**Section 7.01 Compliance with Sign Regulations**

All signs constructed, erected, modified or moved after the effective date of this Regulation shall comply with the requirements herein, unless expressly exempted.

Section 7.02 Sign Definitions

The following are the definitions relating to signs within the Ellis County zoning jurisdiction.

ADVERTISING SIGN: A sign which directs attention to any product, activity, or service; provided, however, that such sign shall not be related or make reference to the primary use, business activity, or service conducted on the premises.

ANIMATED SIGN/ COMMERCIAL MESSAGE SIGN: Any sign wording, copy, logo, or other representation that directly or indirectly, names, advertises, or calls attention to a business, product, service, or other commercial activity.

ARCHITECTURAL CANOPY SIGN: An enclosed, illuminated or non-illuminated structure that is attached to the wall of a building with the face of the sign approximately parallel to the wall and with the sign's area integrated into its surface.

AWNING OR CANOPY SIGN: Any sign that is a part of or attached to an awning, canopy, or other fabric, plastic, or structural protective cover over a door, entrance, window, or outdoor service area. A marquee is not a canopy.

BANNER SIGN: Any sign of lightweight fabric or similar material that is permanently mounted to a pole or building by a permanent frame at one or more edges. National flags, state or municipal flags, or official flag of any institution or business shall not be considered banners.

BUILDING SIGN: Any sign supported by, painted on or otherwise attached to any building or structure.

BUILDING MARKER SIGN: Any sign indicating the name of a building and date and incidental information about its construction, which sign is cut into a masonry surface or made of bronze or other permanent material.

CHANGEABLE COPY SIGN: A sign or portion thereof with characters, letters, or illustrations that can be changed or rearranged without, altering the face or the surface of the sign. A sign on which the message changes more than eight times per day shall be considered an animated sign and not a changeable copy sign for purposes of this ordinance. A sign on which the only copy changes is an electronic or mechanical indication of time or temperature shall be considered a "time and temperature" portion of a sign and not a changeable copy sign for purposes of this ordinance.

CLOSED SIGN: A sign in which more than 50 percent of the entire area is solid or tightly closed or covered.




























COMMUNITY OR CIVIC SIGN: A sign containing business logos and/or logos of civic organizations. The sign is intended to provide space for several businesses and/or organizations on one sign, and all advertising is similar in size. The primary intent of the community or civic sign is for informational purposes and to communicate information to the motoring public as to businesses and organizations that are active in the community. Community or civic signs are owned and operated by the local chamber of commerce or other civic organization or non-profit entity.

DESTINATION SIGN: A sign used to inform and direct the public to important public places and buildings, landmarks, and historical sites in the most simple, direct, and concise manner possible.

ELECTRONIC MESSAGE BOARD SIGN: A sign using changing lights to form a sign message or messages wherein the sequence of messages and the rate of change is electronically programmed and can be modified by electronic processes.

FLASHING SIGN: A sign, which, by method or manner of illumination, flashes on or off, winks, or blinks with varying light intensity, shows motion, or creates the illusion of being on or off.

ARTICLE 7: SIGN REGULATIONS

 <p>Animated Sign</p>	 <p>Awning Sign</p>	 <p>Banner/Flag Sign</p>	 <p>Banner Sign - Temporary</p>	 <p>Blade Sign - Temporary</p>
 <p>Building Marker Sign</p>	 <p>Canopy Sign</p>	 <p>Changeable Copy Sign</p>	 <p>Commemorative Sign</p>	 <p>Double-faced Sign</p>
 <p>Electronic Message Sign</p>	 <p>Freestanding Sign</p>	 <p>Ground Monument Sign</p>	 <p>Off-Premises Sign</p>	 <p>Painted Wall Sign</p>
 <p>Parapet Sign</p>	 <p>Pole Sign</p>	 <p>Projecting Sign</p>	 <p>Public/Traffic Information Sign</p>	 <p>Roof Sign</p>
 <p>Roof (integrated) Sign</p>	 <p>Sign Stacking</p>	 <p>Subdivision Identification</p>	 <p>Suspended Sign</p>	 <p>Wall Sign</p>
 <p>Warning Sign</p>	 <p>Window Sign</p>			

FREESTANDING SIGN: Any sign supported by uprights or braces placed on or in the ground, which is used principally for advertising or identification purposes and is not supported by any building.

GROUND SIGN: A sign mounted directly to the ground with a maximum height not to exceed six feet.

ILLUMINATED SIGN: A sign illuminated in any manner by an artificial light source.

INCIDENTAL SIGN: A sign, generally informational, that has a purpose secondary to the use on the lot which it is located.

MARQUEE SIGN: Any permanent roof-like structure projecting beyond a building or extending along and projecting beyond the wall of the building, generally designed and constructed to provide protection from the weather.

NAMEPLATE SIGN: A sign not exceeding two square feet for each dwelling. (Also, considered an Identification Sign or Address Sign)

NON-CONFORMING SIGN: Any sign that does not conform to the requirements of this ordinance.

OBSOLETE SIGN: A sign that advertises a business no longer in existence or a product no longer offered for sale and has continued to advertise such business or product for a period of six consecutive months after the termination of the existence of such business or the termination of sale of the product advertised.

OFF-PREMISES SIGN: A sign including any supporting sign structure which directs the attention of the general public to a business, service, or activity not usually conducted, or a product not offered or sold, upon the premises where such sign is located.

ON-PREMISE SIGN: A sign, display, or device-advertising activities conducted on the property on which such sign is located.

PENNANT SIGN: Any lightweight plastic, fabric, or other material, whether or not containing a message of any kind, suspended from a rope, wire, or string, usually in series, designed to move in the wind.

POLE SIGN: A sign that is mounted on a freestanding pole or other support so that the bottom edge of the sign face is six feet or more above grade.

PORTABLE SIGN: A sign, usually of a temporary nature, not securely anchored to the ground or to a structure and which obtains some or all of its structural stability with respect to wind or other normally applied forces by means of its geometry or character.

PROJECTING SIGN: A projecting sign attached to a building in such a manner that its leading edge extends more than eight inches beyond the surface of such building or wall.

ROOF SIGN: A sign identifying the name of a business, enterprise, or the product sold on the premises and erected on and over (attached in some manner) the roof of a building and extending vertically above the highest portion of the roof.

ROOF (INTEGRAL) SIGN: Any sign erected or constructed as an integral or essentially integral part of a normal roof structure of any design, such that no part of the sign extends vertically above the highest portion of the roof and such that no part of the sign is separated from the rest of the roof by a space of more than six inches.

SIGN COPY AREA: The entire area including the background of a sign on which copy can be placed but not including the minimal supporting framework or bracing. The area of individually painted letter signs, individual letter signs or directly or indirectly illuminated individual letter signs, shall be calculated on the basis of the smallest geometric figure that will enclose the entire copy area of the sign. Any such calculation shall include the areas between the letters and lines, as well as the areas of any devices, illuminated or non-illuminated.

SIGN SETBACK: The horizontal distance from the property line to the nearest projection of the existing or proposed sign.

SIGN SURFACE: The entire area of a sign itself, not counting any supporting structures.

SUBDIVISION SIGN: A sign erected on a subdivision outlot identifying the platted subdivision where the sign is located.

SUSPENDED SIGN: A sign that is suspended from the underside of a horizontal plane surface and is supported by such surface.

TEMPORARY SIGN: A sign constructed of cloth, fabric, or other material with or without a structural frame intended for a limited period of display, including displays for holidays or public demonstrations. Temporary signs shall include portable signs as defined in this section.

WALL SIGN: Any sign attached parallel to, but within eight inches of, a wall, painted on the wall surface of, or erected and confined within the limits of an outside wall of any building or structure, which is supported by such wall or building, and which displays only one sign surface.

WINDOW SIGN: Any sign, pictures, symbol, or combination thereof, designed to communicate information about an activity, business, commodity, event, sale, or service, that is placed inside a window or upon the windowpanes of glass and is visible from the exterior side of the window.

Section 7.03 Sign Area Computation

7.03.01 Computation of Area of Individual Signs

The area of a sign face shall be computed by means of the smallest square, circle, rectangle, triangle, or combination thereof that will encompass the extreme limits of the copy, representation, emblem, or other display, together with any material or color forming an integral part of the background of the display or used to differentiate the sign from the backdrop or structure against which it is placed, but not including any supporting framework, bracing, or decorative fence or wall when such fence or wall otherwise meets zoning regulations and is clearly identical to the display itself.

7.03.02 Computation of Height

The height of a sign shall be computed as the distance from the base of the sign at normal grade to the top of the highest attached component of the sign. In cases in which the normal grade cannot reasonably be determined, sign height shall be computed on the assumption that the elevation of the normal grade at the base of the sign is equal to the elevation of the nearest point of the crown of a public street or the grade of the land at the principal entrance to the principal structure on the lot, parcel, or tract of land, whichever is lower. When a sign is placed on a berm, the height of the sign shall include the height of the berm above grade level at the base of the berm.

Section 7.04 Signs, Special Conditions

7.04.01 Billboard Signs.

Billboards, signboards, and other similar advertising signs shall be subject to the same height and location requirements as other structures in the district it is located and shall also be subject to the following conditions and restrictions.

1. No billboard, signboard, or similar advertising signs shall be located at intersections so as to obstruct vision, hearing, or interfere with pedestrian or vehicular safety.
2. No billboard, signboard, or similar advertising signs shall be located within 50 feet of any lot in a residential district.

7.04.02 Signs for Stand-alone ATM's shall follow the minimum standards:

1. One wall sign on each exterior wall provided each wall sign does not exceed 10 percent of the applicable exterior wall and the total shall not exceed 40 square feet in size.
2. Where a canopy is integrated into the ATM, a canopy sign may be placed on each face of the ATM, provided the overall height of the canopy and sign do not exceed 24 inches. In addition, the overall size of all canopy signs shall not exceed 40 square feet.

3. Directional signage shall be contained on the ATM, painted within a drive lane or in any curbing defining a drive lane.
4. All signs are subject to the required permitting process of these Regulations.
5. Said signage may be incorporated with lighting plan and backlit in order to provide for greater security on the premises.

7.04.03 Signs for Coffee Kiosks and other Kiosks shall follow the minimum standards:

1. One wall sign on each exterior wall not used for drive-up service, provided each wall sign does not exceed 10 percent of the applicable exterior wall and the total shall not exceed 40 square feet in size.
2. Where a canopy is integrated into the Coffee Kiosks/Kiosks, a canopy sign may be placed on each face of the Coffee Kiosk/Kiosks, provided the overall height of the canopy and sign do not exceed 24 inches. In addition, the overall size of all canopy signs shall not exceed 40 square feet.
3. Directional signage shall be contained on the Coffee Kiosk/Kiosk, painted within a drive lane or in any curbing defining a drive lane
4. Window signs limited to menu boards and daily specials shall not require a sign permit.
5. All signs are subject to the required permitting process of these Regulations, unless otherwise noted.

7.04.04 Hanging Signs

Signs hung from canopies and awnings shall maintain 80 inches of clear space, as measured from the bottom edge of the sign to the grade below.

7.04.05 Temporary Signs

Temporary signs for which a permit has been issued shall be issued only for signs meeting the following criteria:

1. Temporary signs may be for a continual period. Said temporary signs shall be removed upon the conclusion of the purpose.
2. Temporary signs shall not be placed within the rights-of-way of Ellis County.

7.04.06 Emergency Signs

Emergency warning signs erected by a governmental agency, public utility company, or a contractor doing authorized or permitted work within the public right-of-way.

7.04.07 Other Signs Forfeited

Any sign installed or placed on public property, except in conformance with the requirements of this section, shall be forfeited to the public and subject to confiscation. In addition, to other remedies hereunder, the County shall have the right to recover from the owner or person placing such a sign the full costs of removal and disposal of such sign.

7.04.08 Signs Exempt from Regulation Under this Regulation

The following signs shall be exempt from regulation under this ordinance, except no sign in this provision shall create an obstruction to vision, as per Section 3.29 or Section 3.30 of this Ordinance and/or a collision hazard to the public:

1. Any public notice or warning required by a valid and applicable federal, state, or local law, regulation or ordinance.
2. Agricultural signs signifying a specific crop seed and/or test plot.
3. Any religious symbol.
4. Construction signs when equal to six square feet or less.
5. Any sign identifying a public facility or public/civic event.
6. Any sign inside a building, not attached to a window or door, that is not legible from a distance of more than three feet beyond the lot line of the zone lot or parcel on which such sign is located.
7. Holiday lights and decorations with no commercial message.
8. Traffic control signs on private property, such as Stop, Yield, and similar signs, the face of which meets the Manual on Uniform Traffic Control Devices standards and which contain no commercial message of any sort; and
9. A political sign exhibited in a residential zone in conjunction with the election of political candidates. Such signs may not exceed six square feet in any zone. Only four political signs shall be allowed per zone lot at any one time. All such political signs shall not be erected more than 30 days before the

ARTICLE 7: SIGN REGULATIONS

election and shall be removed no later than 10 days after the election. Political signs shall not create an obstruction within the R.O.W.

10. Signs measuring 20 square feet or less.

Section 7.05 Signs Prohibited Under These Regulations

All signs not expressly permitted in these regulations or exempt from regulation hereunder in accordance with the previous section are prohibited in the County. Such signs include, but are not limited to:

1. Audible Signs
2. Beacons.
3. Marquee signs.
4. Roof signs.
5. Strings of lights not permanently mounted to a rigid background, except those exempt under the previous section; and

Section 7.06 Signs and Rights-of- Way

All signs shall be required to be setback 20 feet from any right-of-way line in the county. This shall include all county roads, state highways and federal highways.

Section 7.07 Sign Schedules

1. Signs shall be permitted in the various districts according to the following schedule:

	A-1	TA-1	RPC-1	RR-1	SR-1	C-1	F-1	I-1	V-1	IV-1
Animated	+	+	+	-	-	+	+	+	+	+
Announcement	+	+	+	+	+	+	+	+	+	+
Architectural Canopy	+	+	+	-	-	+	+	+	+	+
Banner	+	+	+	-	-	+	+	+	+	+
Changeable Copy	+	+	+	-	-	+	+	+	+	+
Destination	+	+	+	+	+	+	+	+	+	+
Electronic Message Board	+	+	+	-	-	+	+	+	+	+
Flashing	+	+	-	-	-	+	+	+	+	+
Freestanding	T	T	T	T	T	T	T	T	T	T
Ground	+	+	+	+	+	+	+	+	+	+
Illuminated	+	+	+	+	+	+	+	+	+	+
Incidental	+	+	+	+	+	+	+	+	+	+
Marquee	-	-	-	-	-	+	+	+	+	+
Nameplate	+	+	+	+	+	+	+	+	+	+
Off-Premises	+	+	+	-	-	+	+	+	+	+
Pennant	+	+	+	-	-	+	+	+	+	+
Pole	+	+	+	-	-	+	+	+	+	+
Projecting	+	+	+	-	-	+	+	+	+	+
Portable	T	T	T	T	T	T	T	T	T	T
Roof	-	-	-	-	-	-	+	+	-	-
Roof-Integrated	+	+	+	-	-	+	+	+	-	-
Subdivision	+	+	+	+	+	+	+	+	+	+
Suspended	+	+	+	-	-	+	+	+	+	+
Temporary	T	T	T	T	T	T	T	T	T	T
Wall	+	+	+	-	-	+	+	+	+	+
Window	+	+	+	-	-	+	+	+	+	+

+: permitted -: not permitted T: Temporary
 +* Signs located in the V-1 and IV-2 Districts with this designation are only permitted on structures used as a commercial or industrial use

2. Signs shall be permitted in the various districts at the listed square footage and heights according to the following schedule:

	A-1	TA-1	RPC-1	RR-1	SR-1	C-1	F-1	I-1	V-1	IV-2
Animated										
Max. Square Ft.	200	200	200	-	-	200	200	200	200	200
Max. Height Ft.	45	45	45	-	-	45	45	45	45	45
Max. Number	1	1	1	-	-	1	1	1	1	1
Announcement										
Max. Square Ft.	32	32	32	6	6	32	32	32	32	32
Max. Height Ft.	4	4	4	4	4	4	4	4	4	4
Max. Number	1	1	1	1	1	1	1	1	1	1
Architectural Canopy										
Max. Square Ft.	250	250	250	-	-	250	250	250	250	250
Max. Height Ft.	45	45	45	-	-	45	45	45	45	45
Max. Number	1 ⁶	1 ⁶	1 ⁶	-	-	1 ⁶	1 ⁶	1 ⁶	1 ⁶	1 ⁶
Banner										
Max. Square Ft.	32	32	32	-	-	32	32	32	32	32
Max. Height Ft.	NA	NA	NA	-	-	NA	NA	NA	NA	NA
Max. Number	NA	NA	NA	-	-	NA	NA	NA	NA	NA
Changeable Copy										
Max. Square Ft.	32	32	32	-	-	32	32	32	32	32
Max. Height Ft.	NA	NA	NA	-	-	NA	NA	NA	NA	NA
Max. Number	NA	NA	NA	-	-	NA	NA	NA	NA	NA
Destination										
Max. Square Ft.	16	16	16	16	16	16	16	16	16	16
Max. Height Ft.	8	8	8	8	8	8	8	8	8	8
Max. Number	1	1	1	1	1	1	1	1	1	1
Electronic Message Board										
Max. Square Ft.	100	100	100	-	-	100	100	100	100	100
Max. Height Ft.	20	20	20	-	-	20	20	20	20	20
Max. Number	1	1	1	-	-	1	1	1	1	1
Flashing										
Max. Square Ft.	32	32	-	-	-	32	32	32	32	32
Max. Height Ft.	4	4	-	-	-	4	4	4	4	4
Max. Number	1	1	-	-	-	1	1	1	1	1
Freestanding										
Max. Square Ft.	32	32	32	32	32	32	32	32	32	32
Max. Height Ft.	4	4	4	4	4	4	4	4	4	4
Max. Number	1	1	1	1	1	1	1	1	1	1
Ground										
Max. Square Ft.	50	50	50	-	-	32 ²	32 ²	32 ²	32 ²	32 ²
Max. Height Ft.	10	10	10	-	-	10	10	10	10	10
Max. Number	1	1	1	-	-	1	1	1	1	1
Illuminated										
Max. Square Ft.	NA	NA	NA	NA	NA	NA	NA	NA	NA	NA
Max. Height Ft.	NA	NA	NA	NA	NA	NA	NA	NA	NA	NA
Max. Number	NA	NA	NA	NA	NA	NA	NA	NA	NA	NA
Marquee										
Max. Square Ft.	-	-	-	-	-	250	250	250	250	250
Max. Height Ft.	-	-	-	-	-	45	45	45	45	45
Max. Number	-	-	-	-	-	1	1	1	1	1
Nameplate										
Max. Square Ft.	2	2	2	2	2	2	2	2	2	2
Max. Height Ft.	-	-	-	-	-	-	-	-	-	-
Max. Number	1	1	1	1	1	1	1	1	1	1
Off-Premises										
Max. Square Ft.	640	-	-	-	-	640	640	640	640	640
Max. Height Ft.	30	-	-	-	-	30	30	30	30	30
Max. Number	1	-	-	-	-	1	1	1	1	1
Pennant										
Max. Square Ft.	32	32	32	-	-	32	32	32	32	32
Max. Height Ft.	NA	NA	NA	-	-	NA	NA	NA	NA	NA
Max. Number	NA	NA	NA	-	-	NA	NA	NA	NA	NA
Pole										
Max. Square Ft.	100 ⁴	100 ⁴	100 ⁴	-	-	100 ⁴	100 ⁴	100 ⁴	100 ⁴	100 ⁴
Max. Height Ft.	40	40	40	-	-	40	40	40	40	40
Max. Number	1	1	1	-	-	1	1	1	1	1
Projecting										
Max. Square Ft.	16	16	16	-	-	16	16	16	16	16
Max. Height Ft.	45	45	45	-	-	45	45	45	45	45
Max. Number	1	1	1	-	-	1	1	1	1	1
Portable										
Max. Square Ft.	32	32	32	32	32	32	32	32	32	32
Max. Height Ft.	4	4	4	4	4	4	4	4	4	4
Max. Number	1	1	1	1	1	1	1	1	1	1
Roof										
Max. Square Ft.	-	-	-	-	-	-	32	32	32	32
Max. Height Ft.	-	-	-	-	-	-	4	4	4	4
Max. Number	-	-	-	-	-	-	1	1	1	1
Roof-Integrated										
Max. Square Ft.	250	250	250	-	-	250	250	250	250	250
Max. Height Ft.	45	45	45	-	-	45	45	45	45	45
Max. Number	1	1	1	-	-	1	1	1	1	1
Subdivision										
Max. Square Ft.	500	500	500	500	500	500	500	500	500	500
Max. Height Ft.	35	35	35	35	35	35	35	35	35	35
Max. Number	1	1	1	1	1	1	1	1	1	1
Max. Lot area s.f.	5,000	5,000	5,000	5,000	5,000	5,000	5,000	5,000	5,000	5,000

ARTICLE 7: SIGN REGULATIONS

	A-1	TA-1	RPC-1	RR-1	SR-1	C-1	F-1	I-1	V-1	IV-2
Suspended	20	20	20	-	-	20	20	20	20	20
Max. Square Ft.	10	10	10	-	-	10	10	10	10	10
Max. Height Ft.	1	1	1	-	-	1	1	1	1	1
Max. Number										
Temporary										
Max. Square Ft.	NA	NA	NA	NA	NA	NA	NA	NA	NA	NA
Max. Height Ft.										
Max. Number										
Wall										
Max. Square Ft.	200 ¹	200 ¹	200 ¹	-	-	200 ¹	200 ¹	200 ¹	200 ¹	200 ¹
Max. Height Ft.	15	15	15	-	-	45	45	45	45	45
Max. Number	1	1	1	-	-	1	1	1	1	1
Window										
Max. Square Ft.	200 ¹	200 ¹	200 ¹	-	-	200 ¹	200 ¹	200 ¹	200 ¹	200 ¹
Max. Height Ft.	15	15	15	-	-	15	15	15	15	15
Max. Number	1	1	1	-	-	1	1	1	1	1

- ¹ Wall/Window signs shall not exceed 10 percent of the total wall area or the number indicated whichever is greater.
 - ² Ground signs may be increased from 32 square feet in area to 50 square feet in area when all uses/storefronts within a development are included on one sign as opposed to each having an individual ground sign for every use/storefront.
 - ³ Ground signs may be increased from 50 square feet in area to 75 square feet in area when all uses/storefronts within a development are included on one sign as opposed to each having an individual ground sign for every use/storefront.
 - ⁴ Pole signs may be increased from 100 square feet in area to 150 square feet in area when all uses/storefronts within a development are included on one sign as opposed to each having an individual pole sign for every use/storefront.
 - ⁵ Pole signs may be increased from 200 square feet in area to 300 square feet in area when all uses/storefronts within a development are included on one sign as opposed to each having an individual pole sign for every use/storefront.
 - ⁶ One Canopy per window – canopy shall meet all minimum height requirements for accessibility.
- NA = Not Applicable – Refer to specific structural sign types

7.07.01 A building or use having frontage on a second street may install a sign on the second street side no greater in size than 20 percent of the total allowed on one facade.

Section 7.08 Conditional Permit Condition

A permit shall be obtained from KDOT prior to creating signs along the edge of the R.O.W of any interstate or designated state or federal route.